

Belilovsky Pediatrics  
 523 Oceanview Avenue  
 Brooklyn, NY 11235  
 (718) 332-6652

2  
WK

ID Sticker:

Date: \_\_\_\_\_ Time: \_\_\_\_\_

Patient Name: \_\_\_\_\_

Date of Birth: \_\_\_\_\_

**PEDIATRIC ASSESSMENT 2 WEEKS - WELL VISIT  
 INFORMANT** \_\_\_\_\_

Interpreter  Yes  No Exposure to Tobacco Smoke  Yes  No Allergies \_\_\_\_\_

FLACC Behavior pain scale score \_\_\_\_\_ NIPS \_\_\_\_\_ Temp \_\_\_\_\_ Apical \_\_\_\_\_

Length \_\_\_\_\_ Weight \_\_\_\_\_ Resp \_\_\_\_\_ Head Circumference \_\_\_\_\_

History of Illness since last visit: \_\_\_\_\_

Reason for visit: \_\_\_\_\_

Do you think that your child is developing according to his/her age?  **YES**  No \_\_\_\_\_

MA Signature \_\_\_\_\_

AGE	DEVELOPMENTAL * TASKS	<input checked="" type="checkbox"/> no <input checked="" type="checkbox"/> yes	NORMAL	ABNORMAL DESCRIBE ON PROGRESS SHEET	DIET	<input checked="" type="checkbox"/> yes <input checked="" type="checkbox"/> no	ANTICIPATORY GUIDANCE/ IMMUNIZATIONS
							<input checked="" type="checkbox"/> yes <input checked="" type="checkbox"/> no
2-4 WEEKS	<u>Equal Movements</u> <input type="checkbox"/> (O) Palmar grasp <input type="checkbox"/> <u>Raises head when prone</u> <input type="checkbox"/> (O) <u>Regards face</u> <input type="checkbox"/> Follows to midline <input type="checkbox"/> Responds to sound <input type="checkbox"/> Mother responds to infant cues <input type="checkbox"/>		GENERAL APPEARANCE <input type="checkbox"/> SKIN <input type="checkbox"/> ABD <input type="checkbox"/> JAUNDICE <input type="checkbox"/> * Umbilicus <input type="checkbox"/> HEAD <input type="checkbox"/> * Hernia <input type="checkbox"/> Fontenels <input type="checkbox"/> GENITALIA <input type="checkbox"/> EYES <input type="checkbox"/> <u>Testes</u> <input type="checkbox"/> boy Red Reflex <input type="checkbox"/> * <u>Hydrocele</u> <input type="checkbox"/> boy Discharge <input type="checkbox"/> Ext. <input type="checkbox"/> ENT. <input type="checkbox"/> HIPS <input type="checkbox"/> LUNGS <input type="checkbox"/> NEURO <input type="checkbox"/> HEART <input type="checkbox"/> * A Normal Check- mark Indicates NOT Present Femoral Arteries <input type="checkbox"/>	BREAST <input type="checkbox"/> FORMULA <input type="checkbox"/> COLIC <input type="checkbox"/> VITAMIN <input type="checkbox"/> STOOLS _____ FLUORIDE <input type="checkbox"/> Prescription <input type="checkbox"/> City Water <input type="checkbox"/>	Car restraints/Crib safety <input type="checkbox"/> Sleep position <input type="checkbox"/> Babysitters / Pet control <input type="checkbox"/> Domestic Violence <input type="checkbox"/> Don't leave unattended ever <input type="checkbox"/> Avoid exposure to tobacco <input type="checkbox"/> Smoke Detector <input type="checkbox"/> Cord Care <input type="checkbox"/> Sibling Rivalry <input type="checkbox"/> Newborn Screen <input type="checkbox"/> HE PB Day of Birth or 1st Visit <input type="checkbox"/> Yes <input checked="" type="checkbox"/> <b>NO</b> <input type="checkbox"/> NA <input type="checkbox"/> Lead RA All Lead Counseling done including Sources and Severe Long-Term Consequences. Literature Made Available. <input type="checkbox"/> Follow-up Plan:		

\*Underlined Milestones should be achieved by at least 90% of children by this age.

If (1) or more "NO's" for underlined items, indicate F/U in plan/orders

\*\* (O) = Objective if possible




RA = Risk Assessment

DATE	TIME	PROGRESS NOTES


Physician Signature: \_\_\_\_\_

Stamp: \_\_\_\_\_

**KidsHealth**  
from the health experts of Nemours

PARENTS site    KIDS site    TEENS site



**Belilovsky Pediatrics**  
Strongly Advises All Parents to Consult the Following Site:

<http://kidshealth.org>

For Accurate Information Regarding Nutrition, Exercise, Fitness, Parenting Skills as well as Many other Important Topics for your Newborn to Adolescent Child.

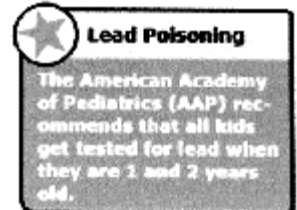
## LEAD POISONING

If you have young kids, it's important to find out whether there's any risk that they might be exposed to lead, especially if you live in an older home.

Long-term exposure to lead, a naturally occurring metal used in everything from construction materials to batteries, can cause serious health problems, particularly in young kids. Lead is toxic to everyone, but unborn babies and young children are at greatest risk for health problems from lead poisoning — their smaller, growing bodies make them more susceptible to absorbing and retaining lead.

Each year in the United States 310,000 1- to 5-year-old kids are found to have unsafe levels of lead in their blood, which can lead to a wide range of symptoms, from headaches and stomach pain to behavioral problems and anemia. Lead can also affect a child's developing brain.

The good news is that you can protect your family from lead poisoning. If you have kids between 6 months and 3 years of age, talk to your doctor about potential lead sources in your house or anywhere they spend long periods of time. And it's important for kids to get tested for lead exposure at age 1 and again at age 2, as many with lead poisoning don't show any symptoms.



### Why Is Lead Harmful?

When the body is exposed to lead — by being inhaled, swallowed, or in a small number of cases, absorbed through the skin — it can act as a poison. Exposure to high levels of lead in a short period of time is called acute toxicity. Exposure to small amounts of lead over a long period of time is called chronic toxicity.

Lead is particularly dangerous because once it gets into a person's system, it is distributed throughout the body just like helpful minerals such as iron, calcium, and zinc. And lead can cause harm wherever it lands in the body. In the bloodstream, for example, it can damage red blood cells and limit their ability to carry oxygen to the organs and tissues that need it.

Most lead ends up in the bone, where it causes even more problems. Lead can interfere with the production of blood cells and the absorption of calcium that bones need to grow healthy and strong. Calcium is essential for strong bones and teeth, muscle contraction, and nerve and blood vessel function.

### What are the Effects of Long-Term Lead Poisoning?

Lead poisoning may lead to a variety of health problems in kids, including:

- decreased bone and muscle growth
- poor muscle coordination

### How Does Lead Poisoning Occur?

Most commonly, kids get lead poisoning from lead-based paint, which was used in many U.S. homes until the late 1970s, when the government banned the manufacture of paint containing lead.

That's why kids who live in older homes are at a greater risk for lead poisoning. Also at risk are those who immigrate to the United States or are adopted from a foreign country that doesn't regulate the use of lead.

Lead is also found in other environmental areas, including:

- Contaminated soil, which is found near busy streets, in part because lead was an ingredient in gasoline until the late 1970s. The soil that surrounds homes that were painted with lead-based paint may be contaminated too. Contaminated soil is a particular concern because it can also introduce lead dust into the home.
- Water that flows through old lead pipes or faucets, if the pipes begin to break down
- Food stored in bowls glazed or painted with lead, or imported from countries that use lead to seal canned food
- Some toys, jewelry, hobby, and sports objects (like stained glass, ink, paint, and plaster)
- Some folk or home remedies, such as greta and azarcon (used to treat an upset stomach)

### How Do I Know If My Child Has Lead Poisoning?

Many kids with lead poisoning don't show any signs of being sick, so it's important to eliminate lead risks at home and to have your young child tested for lead exposure.

When kids do develop symptoms of lead poisoning, they usually appear as:

- irritability or behavioral problems
- [pica](#) (eating of nonnutritious things such as dirt and paint chips)
- difficulty concentrating
- headaches
- loss of appetite
- weight loss
- sluggishness or fatigue
- abdominal pain
- vomiting or nausea
- constipation
- pallor (pale skin) from anemia (lower than normal red blood cells)
- metallic taste in mouth
- muscle and joint weakness or pain
- seizures

These symptoms may also indicate a wide variety of other illnesses, so if your child has any of them, talk to your doctor. A blood test may be necessary to look for lead poisoning or other health problems.

**Please go to Page 2 for Tips on Protecting your child from Lead Exposure**

**KidsHealth**

from the health experts of Nemours



PARENTS site



KIDS site



TEENS site



## Belilovsky Pediatrics

Strongly Advises All Parents to Consult the Following Site:

<http://kidshealth.org>

For Accurate Information Regarding Nutrition, Exercise, Fitness, Parenting Skills as well as Many other Important Topics for your Newborn to Adolescent Child.

## LEAD POISONING: Page 2

### How Do I Protect My Child?

You can protect your kids from lead poisoning by ensuring that your home is lead-free — ask your local health department about having your home evaluated for lead sources. And have your kids tested for lead exposure, particularly if when they're between 6 months and 3 years old. Kids this age spend a lot of time on the floor and trying to put things in their mouths.

These tips can help you reduce the risk of lead exposure:

- **Be wary of old plumbing.** Old plumbing might be lined with lead. If you have an old plumbing system (in homes built before 1970), let cold water run from the faucet for a minute before drinking it. If possible, drink bottled water instead. And because hot water absorbs more lead than cold water, don't use hot tap water for meals.
- **Keep your home and your family clean.** Wash your child's hands and toys frequently, and keep dusty surfaces clean with a wet cloth.
- **Ensure that iron and calcium are in your diets.** If kids are exposed to lead, good nutrition can reduce the amount that will actually be absorbed inside the body. Eating regular meals is helpful because lead is absorbed more during fasting.
- **Know where your kids play.** Keep them away from busy roads and the underside of bridges.

If you suspect that you might have lead-based paint on your walls, use a wet cloth to wipe windowsills and walls. Watch out for water damage that can make paint peel. Sanding or heating lead-based paint is a bad idea because these increase the risk that lead will be inhaled. If the paint doesn't have many chips, a new layer of paint, paneling, or drywall will probably reduce the risk. It's best to consult a professional, especially because other precautions may need to be taken to contain the lead in the paint.

### How is Lead Poisoning Treated?

Treatment for lead poisoning varies depending on how much lead is in the blood. Small amounts can often be treated rather easily; the most important part of therapy is reduction of lead exposure. Gradually, as the body naturally eliminates the lead, the level of lead in the blood will fall.

Kids with severe cases and extremely high lead levels in their blood will be hospitalized to receive a medication called a chelating agent, which chemically binds with lead, through an IV to make the lead weaker so the body can get rid of it naturally.

All siblings of a child found to have lead poisoning also should be tested. Doctors will report cases of lead poisoning to the public health department.

If you need or would like more Information about Lead and your Child

You are invited to go to:

[www.KidsHealth.Org/Parent/](http://www.KidsHealth.Org/Parent/)

Type "LEAD" in the Search Box



**KidsHealth**

from the health experts of Nemours



PARENTS site



KIDS site



TEENS site



## Belilovsky Pediatrics

Strongly Advises All Parents to Consult the Following Site:

<http://kidshealth.org>

For Accurate Information Regarding Nutrition, Fitness, Exercise and Parenting Issues for Your Newborn to Adolescent Child

**ACCURATE NUTRITIONAL INFORMATION CAN BE FOUND AT THIS WEB SITE. BECAUSE THE SUBJECT IS SO VAST, WE HAVE CIRCLED THE AREAS THAT MOST AFFECT YOUR CHILD. PLEASE CONSULT THIS SITE AND WE WILL BE GLAD TO ANSWER ANY QUESTIONS THAT YOU MAY HAVE**

**<http://kidshealth.org>**

What Should Preschoolers Drink?

Carbohydrates, Sugar, and Your Child

After-School Snacks

Hunger and Your Preschooler

Caffeine and Your Child

Calcium and Your Child

Feeding Your Child Athlete

Cooking With Kids

Cooking With Preschoolers

Cooking With School-Age Kids

Kids and Food: 10 Tips for Parents

Breakfast Basics

Cystic Fibrosis and Nutrition

Deciphering Food Labels

Vegetarianism

Eating During Pregnancy

Fiber and Your Child

Family Meals

Hunger and Malnutrition

### Feeding Basics

Breastfeeding vs. Formula Feeding

Feeding Your Newborn

Feeding Your 1- to 2-Year-Old

Feeding Your 1- to 3-Month-Old

Feeding Your 4- to 7-Month-Old

Feeding Your 8- to 12-Month-Old

### Anemia

Iron and your child

### Eating Disorders

Eating Disorders

Pica

Binge Eating Disorder

Strategies for Feeding a Preschooler

One Formula for a Healthy Lifestyle

Toddlers at the Table: Avoiding Power Struggle

### Food Safety

Egg Allergy

Nut and Peanut Allergy

Food Allergies

Food Safety for Your Family

### Obesity

Body Mass Index (BMI) Charts

Cholesterol and Your Child

Your Child's Weight

The Food Guide Pyramid

Fats and Your Child

Healthy Eating

Overweight and Obesity

Keeping Portions Under Control

### Nutrition & Fitness Q&As

Can Too Much Juice Discolor Teeth?

Does Skim Milk Provide the Same Nutrients as Whole Milk?

How Can I Calculate Calories From Fat?

How Can I Get My Child to Eat Vegetables?

How Much Exercising Is Too Much?

How Should I Deal With a Picky Eater?

Is Caffeinated Soda OK for Kids?

My Child May Have an Eating Disorder — What Can I Do?

Should I Start My Child on an Exercise Program?

What Are the Symptoms of an Overeating Disorder?

What Can I Do for a Child With an Eating Disorder?

What is a BMI Report Card?

When Can Young Kids Start Exercising?

When Should Kids Switch to Skim Milk?

Why Does My Toddler Eat Dog Food?

Why Is Breakfast So Important?